

Order # \_\_\_\_\_  Quote Only

Date: \_\_\_\_\_

Customer: \_\_\_\_\_










Job Name: \_\_\_\_\_

Address: \_\_\_\_\_

Phone: \_\_\_\_\_






<input type="radio"/> Square	<input type="radio"/> Arch	<input type="radio"/> Double Arch
<input type="radio"/> Half-Round	<input type="radio"/> Cathedral	<input type="radio"/> Double Cathedral

**Unsanded MDF Door Styles**

- Sherwood 
- Sherwood Light 
- Shaker 
- Savannah 
- Shaker Deluxe 
- Madison 
- Charleston 
- Berkshire 
- Camelot 

**SRP**

Please select outside edge profile below

**3D Laminated Doors**

These doors are available in 8 stocked colors.  
Lead-times approximately 2 weeks.



I understand these will be considered the cut measures,  
NOT opening (hole) size.

#	Width	Height	Notes	Sq Ft
<b>ACTUAL CABINET DOOR SIZE(S) (CUT DIMENSION)</b>				
1				
2				
3				
4				
5				
6				
7				
8				
9				
10				
11				
12				
13				
14				
15				
16				
17				
18				
19				
20				
21				

\_\_\_\_\_ SF @ \_\_\_\_\_ = \$ \_\_\_\_\_

\_\_\_\_\_ SF @ \_\_\_\_\_ = \$ \_\_\_\_\_

Setup Fee (Non Standard) = \$ \_\_\_\_\_

**Options**

Hinge Bore # \_\_\_\_\_ @ \$1 Ea. = \$ \_\_\_\_\_

Regular Hinges # \_\_\_\_\_ @ \$4 Ea. = \$ \_\_\_\_\_

OR

Soft Close Hinges # \_\_\_\_\_ @ \$6 Ea. = \$ \_\_\_\_\_

Tax \$ \_\_\_\_\_

Total \$ \_\_\_\_\_

